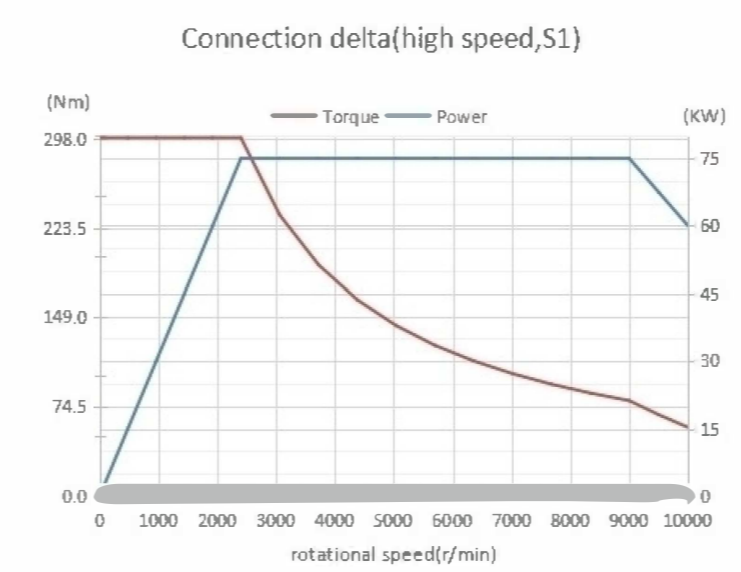
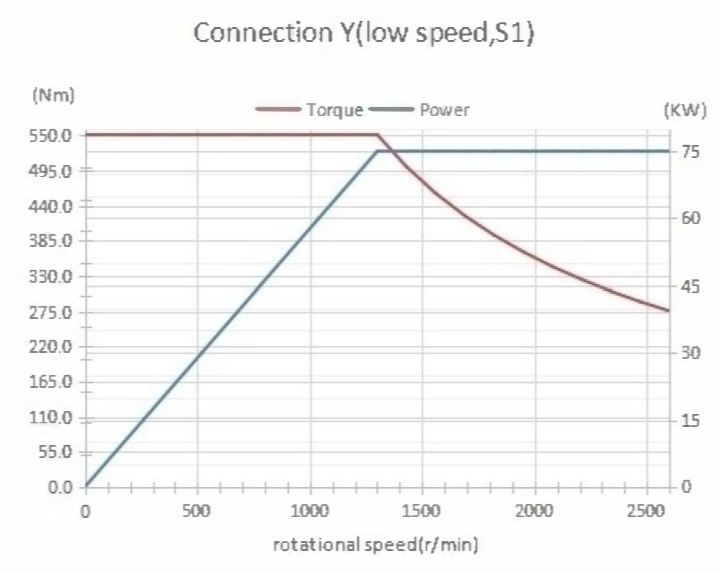


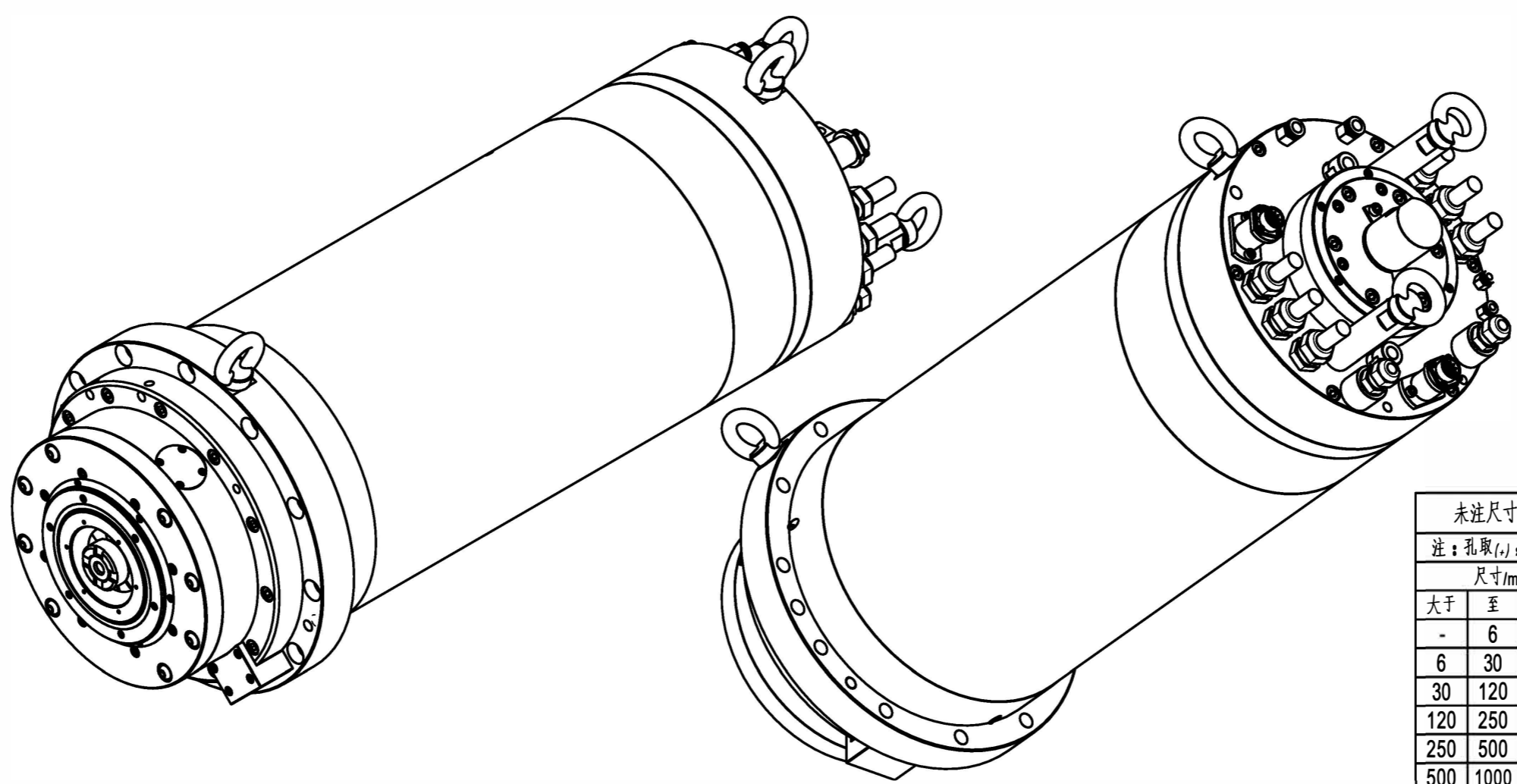
Encoder Connector		
1	B-	7 Shield
2	---	8 B+
3	Z+	9 ---
4	Z-	10 0V
5	A+	11 -
6	A-	12 +5V

ATC-Shaft locked&Temperature Connector			
1	bearing PT100	7	motor PT1000
2	bearing PT100	8	motor PT1000
3	---	9	0V
4	10-30VDC	10	10-30VDC
5	Unclamp tool	11	shaft clamping
6	0V	12	shaft unclamping



Spindle specification						
Winding connex	Y		Δ			
Speed	1300	2600	2400	9000	10000	r/min
Frequency	86.7	173.3	160	600	666.7	Hz
Power (S1)	75	75	75	75	60	kW
Torque (S1)	551	275	298	79	57	Nm
Voltage	380	380	380	380	380	V
Current (S1)	162	161	102	100	75	A
Motor type	Asynchronous		Encoder	z=256,m=0.5,1Vpp, SIN/COS		
Lubricant	Grease		Rotation	right and left		
Operating position	horizontal to vertical		Front seal	Protecting air flow,1-1.5bar		
ATC cylinder	hydraulic pressure unclamp 80bar,air pressure clamp 5bar					
Interface	HSK T100 DING9893,CLAMPING FORCE 50000N					
Shaft locked cylinder	hydraulic pressure unclamp 25-30bar,air pressure clamp 5bar-30bar					
Shaft locking system	Hirth shaft clamping system,max transmissible Torque 1400Nm,Tooth number 120					
Central coolant supply	OTT-JARCOB,Rotary Unions					
Air quality	Filtration and drying, particle size 5 microns, residual oil content 0.5mg/m ³					
Spindle Coolant	Water,flow rate 15L/min@25°C					

Label description			
Label	function	Interface	description
1	Water inlet	G3/8	Straight Adapters for hose 12X8
2	Oil inlet/outlet	G1/4	oil presure 60-65bar
3	Water outlet	G3/8	Straight Adapters for hose 12X8
4	Oil inlet/outlet	G1/4	shaft clamping,oil presure 25-30bar
5	ATC-Shaft locked&Temperature Connector	M23	17PIN,for ATC and shaft locked sensor(PNP proximity switch),motor sensor PT1000,bearing sensor PT100
6	Power cable	M25X1.5	35mm ² power cable,phase U1-V1-W1,1m lenth
7	Vibration connector		Kistler 8702 B50 M1.OPTION!
8	Air inlet(Clamp Tool)	G1/4	Straight Adapters for hose 8X5,hold pressure when clamping,5bar
9	Oil inlet/outlet	G1/4	shaft unclamping,oil presure 5-30bar
10	Encoder connector	M23	12PIN,SIN/COS Encoder,1Vpp,z=256
11	GND	M10	GND
12	Axial Movement Sensor		Digital Eddy-Current-Measuring system SGS 4701.OPTION!
13	Air inlet(air seal)	G1/8	Straight Adapters for hose 8X5,air seal,1-1.5bar
14	Air inlet	G1/4	Straight Adapters for hose 8X5,rotor cooling,2bar
15	Power cable	M25X1.5	35mm ² power cable,phase U2-V2-W2,1m lenth



未注尺寸公差		00	主轴外形						
注:孔取(+),轴取(-)	件号	名称	数量	材料	硬度	备注			
尺寸/mm									
大于	至	公差							
-	6	±0.05							
6	30	±0.10							
30	120	±0.15							
120	250	±0.25							
250	500	±0.35							
500	1000	±0.45							
1000	1600	±0.55							
1600	2000	±0.65							
更改号	签字	日期	审核	批准					

LYJSD 287XDJ10G75/HT100

设计 比例 重量
 校对 1:4 135
 标准化审核
 工艺会签
 审核